

# WORKER PROTECTION STANDARD (WPS)

LAURIE ROCCO  
WPS COORDINATOR  
PESTICIDE INSPECTOR  
MDAR

617-438-0051

LAURIE.ROCCO@STATE.MA.US



# WORKER PROTECTION STANDARD

Federal Rule passed in the 90's

Rule to protect workers/handlers on Ag establishments

Pesticide Labels indicate that you must follow WPS, which then makes it LAW



## WPS CHANGES TIMELINE

2015: Changes and updates made and passed

2016: Compliance assistance with growers

2017: Most of changes/updates are in effect

2018: All of the changes/updates are in effect



## WHEN DOES WPS KICK IN???

1. If you employ people that work in the areas that are treated with pesticides = Workers
2. If you employ people that make pesticide applications for you = Handlers

AND

3. You see this on your pesticide labels...



# **YOU MUST COMPLY IF THIS IS ON THE LABEL**

## **AGRICULTURAL USE REQUIREMENTS**

**Use this product only in accordance with its labeling and with the Worker Protection Standard, 40 CFR part 170. This Standard contains requirements for the protection of agricultural workers on farms, forests, nurseries, and greenhouses, and handlers of agricultural pesticides. It contains requirements for training, decontamination, notification, and emergency assistance. It also contains specific instructions and exceptions pertaining to the statements on this label about personal protective equipment (PPE) and restricted-entry interval. The requirements in this box only apply to uses of this product that are covered by the Worker Protection Standard. Do not enter or allow worker entry into treated areas during the restricted entry interval (REI) of 24 hours. PPE required for early entry to treated areas that is permitted under the Worker Protection Standard and that involves contact with anything that has been treated, such as plants, soil, or water, is:**

- **Coveralls**
- **Chemical-resistant gloves, Category F, such as barrier laminate, butyl rubber, nitrile rubber, or Viton® ≥ 14 mils**
- **Shoes plus socks**

# THE FIVE PARTS OF WPS

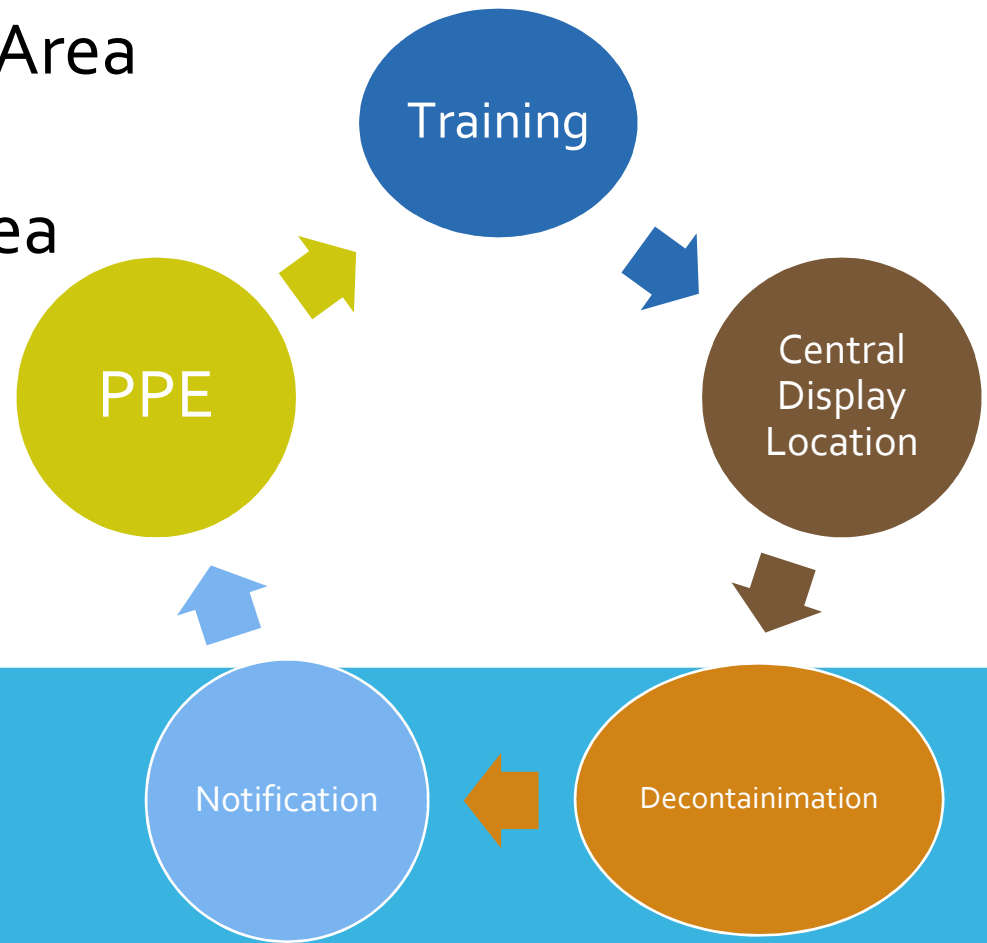
Training

Central Display Location/Area

Decontamination Site/Area

Notification

PPE



# TRAINING

Must be a Certified Applicator or have attended the Train-The-Trainer course

(Keep copy of Train-The-Trainer class certificate on file)

Training **MUST** be done annually

Must keep Record of training for two (2) years:

Trainer's name and qualifications

Date

Trainee's name and signature

How training was conducted (DVD, flip chart)



**TRAINING MUST BE DONE PRIOR TO ANY WORKER  
RELATED DUTIES!!!**

# TRAINING 2017/2018

2017

1. Provide training to ALL workers/handlers prior to them starting work
2. Be sure that trainer has Private Certification License OR has attended the train the trainer course
3. Use **NEW** training materials
4. Obtain a record of the training:
  - Individual name & signature
  - Trainer name & qualification
  - Date of training
  - Employer Name
  - How training was given


Training video: <https://vimeo.com/215241678>



# CENTRAL DISPLAY LOCATION CHANGES

New Safety Poster (2018)

Application records must include start and end time application



SDS for all pesticides applied must be kept in a location accessible to workers and handlers  
(Central Location Display Area)

These SDS have to be kept for TWO (2) years



# NEW POSTING REQUIREMENTS

Outside applications: choose to either notify verbally or by posting signs...UNLESS:

- Label states to do both
- If REI is 48 hours or more, MUST POST SIGNS

Indoor applications: Must post signs on entrances to treated areas UNLESS:

- REI of 4 hours or less, you can verbally notify

Post on the border of any Worker housing within 100 feet of the treated area



# NEW RESPIRATOR REQUIREMENTS

If your facility applies pesticides that REQUIRE respirators you must have:

Medical Evaluation



Respirator Training

Fit Test



# MEDICAL EVALUATION


Needs to be done by Occupational Doctor

Only needs to be done one time:

Unless health changes with handler

Specific Medical Evaluation form filled out prior

Retain copy of medical clearance letter from the doctor indefinitely



# RESPIRATOR TRAINING AND FIT TEST

Must be done ANNUALLY

Use Respirator specified on label

Follow respirator checklist

Follow Fit Test Procedures 29 CFR 1910.134  
Appendix A of the OSHA regs

Fit test and respirator training records must be  
kept for 2 (two) years



# DECONTAMINATION SUPPLIES

Running water, soap, single use towels, change of clothes, Eye wash

In addition to the old requirements:



Additional Safety Poster must be posted

Must have enough water for 15 min eyeflush

- 0.4 gallons per minute for 15 minute or
- 6 gallons at a gentle flow for 15 min



Must have enough water for:

- 1 gallon per worker
- 3 gallon per early entry worker
- 3 gallon per handler



# APPLICATION EXCLUSION ZONE (AEZ)

NOT IN EFFECT UNTIL 2018!!!!

25-100 feet around the application equipment where no one is allowed in during the application

## THIS IS A MOVING ZONE!!!!

Extends beyond the boundaries of the farm and beyond farm employees

If applicator sees someone within the AEZ, applicator must

SUSPEND application.

100ft

- Aerially
- Airblast
- As a spray using a spray quality (droplet spectrum) of smaller than medium (diameter less than 294 microns)
- Fumigant, Smoke, Mist or Fog

25ft

- sprayed at a height of greater than 12 inches from planting medium using a spray quality of medium or larger



shutterstock - 114591511

# BEST MANAGEMENT PRACTICES

**Read your labels!**

**Know your products!**

**Be aware of the weather conditions**

**Know basic bee biology**

**Open line of vision**

**Change the way you make applications**

**-Timing**

**-Application method**





## **BEST MANAGEMENT PRACTICES CONTINUED**

**Contact abutters prior to application**

**Walk around property**

**Know your property lines**

**Provide any additional info if requested**

**Do not spray when windy or gusty**

**Use proper methods and equipment**

**Spray into the property**

**Spotter**

**Know your sensitive areas**

# STORAGE

Solids over liquids  
Secondary Containment  
Metal vs. Wooden Shelves  
Inventory Sheet  
Labels and MSDS binder  
Spill Kit  
Ventilation



# QUESTIONS???

**Laurie Rocco**

**Worker Protection Standard Coordinator**

**Pesticide Inspector**

**MDAR**

**251 Causeway St**

**Suite 500**

**Boston, MA 02114**

**(617) 438-0051**

**[laurie.rocco@state.ma.us](mailto:laurie.rocco@state.ma.us)**